

Food premises

Design, construction and fit-out guide



Trim ref Z12/164972 – September 2012

Contents

1.	About this guide	5
2.	How to use this guide	6
3.	Planning and approvals	7
4.	Design and layout	9
5.	General requirements	12
6.	Floors	14
7.	Walls and ceilings	18
8.	Fixtures, fittings and equipment	23
	Equipment for cleaning and sanitising	23
	Equipment for food preparation and storage	26
9.	Lighting	30
10.	Ventilation	31
11.	Hand washing facilities	34
12.	Toilet facilities	36
13.	Water supply	37
14.	Sewage and wastewater disposal	38
15.	Storage of rubbish and recycling materials	39
16.	Storage facilities	41
17.	Temperature measurement	42
18.	Food transport	43
19.	Mobile food vehicle	44
20.	Bed and breakfast (B&Bs) and homestays	46
21.	Appendix 1- key definitions	47
22.	Appendix 2- example plans and sectional elevation drawings	49
23.	Appendix 3- 2D example plans	51
24.	Appendix 4- example plans of a mobile food vehicle	52

Figures

Figure 1: Example of correct flow of food and staff through a food premises	11
Figure 2: Plinth methods	16
Figure 3: Coving methods	17
Figure 4: Example of clearance for pipes and conduits	22
Figure 5: Examples of approved sneeze guards or protective barriers	28
Figure 6: Typical design of a mechanical ventilation system	33
Figure 7: Typical hand washing facilities	35
Figure 8: Example of cleaner's sinks	38
Figure 9: Example of an approved temperature measuring device accurate to +/- 1°C	42

Tables

Table 1: Suitability of floor finishes in food premises	15
Table 2: Suitability of wall finishes in food premises	20
Table 3: Suitability of ceiling finishes in food premises areas	21
Table 4: Cleaning and sanitising facilities required for various food premises	25
Table 5: Minimum illumination level (lux) for food premises	30

1. About this guide

This guide is for businesses involved in the design, construction and fit-out of fixed and mobile food premises. It provides guidance to operators, architects, designers, builders, equipment manufacturers and other professionals associated with the design and construction of food premises.

It is based on the Food Safety Standard 3.2.3 (Food Premises and Equipment) and the Australian Standard 4674-2004 (Design, construction and fit-out of food premises). It aims to provide users with minimum requirements and best practice options to assist in producing food that is safe to eat and free from contamination.

Food safety begins at the earliest planning stages. The correct fit-out will assist you in providing food premises that are easy to clean and maintain, and facilitate the production of safe food. There are cost advantages to the business in installing features to assist food safety practices at the time of construction.

This guide applies to all businesses used or intended to be used for the sale of food for human consumption including existing premises, new premises, domestic premises used for commercial purposes and mobile food vehicles. Examples of these include cafés, hotels, bars, prepackaged food premises, food sampling, restaurants, takeaway outlets, mobile food vehicles, caterers, and those food businesses operating from home.

This guide does not provide criteria for the design, construction and fit-out of temporary food premises such as market stalls.

This guide aims to ensure that food premises:

- are easy to clean and maintain
- have sufficient space, facilities and suitable equipment to produce safe food
- are provided with services such as potable water, effective sewage disposal, and sufficient light and ventilation for food handling operations
- provide facilities for staff to maintain standards of personal hygiene and equipment cleanliness that will protect food from contamination
- are proofed against entry and harbourage of pests

Food businesses are required under State food legislation to use premises and equipment that comply with Food Safety Standard 3.2.3 of the Food Standards Code. This guide provides criteria on design and construction to assist with compliance with Food Safety Standard 3.2.3 for new buildings and alterations to existing buildings.

Knowledge and understanding of the Food Safety Standards and Australian Standard 4674-2004 is necessary to adequately design, construct and operate food premises.

2. How to use this guide

This guide will provide you with solutions for designing or constructing food premises. This guide has been written based on:

- Food Safety Standard 3.2.3 (Food Premises and Equipment)
- Australian Standard 4674-2004 and other relevant Australian Standards

This guide will be useful if you are designing a café, restaurant, takeaway outlet or mobile food vehicle. It also provides advice if you are a caterer running a food business from home, or operating a charity or non-profit organisation to sell food.

It is based on three concepts:

1. Food safety outcomes

The food safety outcomes, intended by Food Safety Standard 3.2.3 (Food Premises and Equipment), can be found in the subheadings at the beginning of some sections of this guide.

2. Minimum requirements

Minimum requirements are measures that are recognised as the minimum standard required to achieve compliance with Food Safety Standard 3.2.3.

A number of acceptable solutions may be identified and listed for each outcome. Premises may need to use some or all solutions depending on the nature of the operation of the food business. Alternatively, you may be able to achieve compliance using a solution or method not listed in this guide. It is the applicant's responsibility to demonstrate that any alternative methods still comply with the requirements of the Food Safety Standards. Before implementing alternatives, seek advice from Council.

3. Best practice

Best practice is where the solution is considered to be above the minimum requirements. Best practice solutions are optional. Not all best practice options are listed in this guide. For more information on the best practice options available, contact your local Council or industry association.

Where can I obtain copies of the Food Safety Standards? These Standards can be obtained by visiting foodstandards.gov.au.

3. Planning and approvals

When designing, building or fitting out new food premises or making changes to an existing one, your first step will be developing plans or obtaining existing plans. The plans allow Council to assess the proposed food premises before building commences. This saves architects, developers and food businesses time and money. Before building or renovation starts, copies of all plans - drawn to scale - must be lodged with Council.

General information required

You will need to provide the following information when you submit your plans:

- name, address and contact details of the architect, draftsman or shopfitter
- drawing scale and date when plans were drafted
- name of food business operator
- address of the premises and real property description (i.e. lot and registered plan number)
- proposed name of premises and intended nature of the food operation
- a document providing a brief overview of the types of activities and food processing to be carried out on the premises as well as the types of food involved in the activities and processes.

Types of plans required

You must submit copies of the following types of plans for your premises. Your architect, draftsman, builder or shopfitter may be able to assist you in providing these.

- Site plan - to a suitable scale (e.g. 1:100) (not needed for mobile food vehicles) - including car parking, refuse storage area, adjacent land uses and toilet facilities.
- Floor plan - to a suitable scale (e.g. 1:50).
- Sectional elevation drawings - to a suitable scale (e.g. 1:50) showing all fittings and equipment.

For further information on details required contact Council.

Details required on plans

You need to ensure the following details are included on the plans and drawings for your premises:

- finishes to floors, walls and ceilings
- layout of all equipment, benches, fittings and fixtures, and mechanical ventilation
- door and window openings
- where seating is provided for diners, the number of square metres of floor space available for dining and the number of persons to be catered for in this area
- customer and staff toilet details (if detached, provide the distance to the facilities and the number available for use)

If you need further information on details required on plans, please contact Council.

Other relevant approvals

When building your new premises or making changes to an existing food premises, it is essential that certain approvals are obtained before others. By obtaining all the required approvals before starting the construction, you will reduce the possibility of expensive mistakes and avoid potential breaches of the relevant legislation. The following checklist can be used as a reference when making an application for a new food premises. This will assist you in providing Council with relevant and correct information so your application can be processed without delay.

Design approval Checklist. The following approvals (where applicable) must be obtained before starting construction of your food premises:

- Development assessment – check that under the Council’s LEP if you can operate a food business on the site you are considering.
- Building – building approval is needed from Council or private certifier.
- Plumbing – plumbing approval may be needed from Sydney Water.
- Trade waste – obtain approvals for grease traps from Sydney Water.
- Advertising signs – obtain approvals from Council.
- Footpath dining permit – obtain approvals from Council.

4. Design and layout

Food Safety Standard 3.2.3 (Food Premises and Equipment), Division 2, Clause 3

Required outcome

Food premises are required to be designed and constructed to:

- be appropriate for the types of food produced and activities conducted
- provide adequate space for all activities conducted and all equipment to be used or stored
- allow easy cleaning/sanitising of all structures and equipment
- prevent entry of pests, dust, fumes, smoke and other contaminants
- exclude favourable sites for pests to harbour (live and breed)

Minimum requirements

Flow of food through a food premises

- The correct design and layout can help streamline work practices, reduce cleaning and maintenance and prevent cross contamination.
- To prevent food contamination, must be designed so that the flow of food is in one direction from receipt to storage, preparation, packaging and serving and finally to disposal.

Adequate space

- Adequate space is to be provided for all activities required to carry out the production of food on the premises.
- Storage of potentially hazardous food (hot and cold) must be adequate for the business to comply with Food Safety Standard 3.2.2 (Food Safety Practices and General Requirements).

Cleaning, sanitising and maintenance

- Layout and design of the premises must provide access for cleaning, sanitising and maintenance. Refer to section 8 "Fixtures, fittings and equipment" for more information.

Food preparation areas

- Adequate space must be provided for all food related activities.
- Exits must be in accordance with the Building Code of Australia.

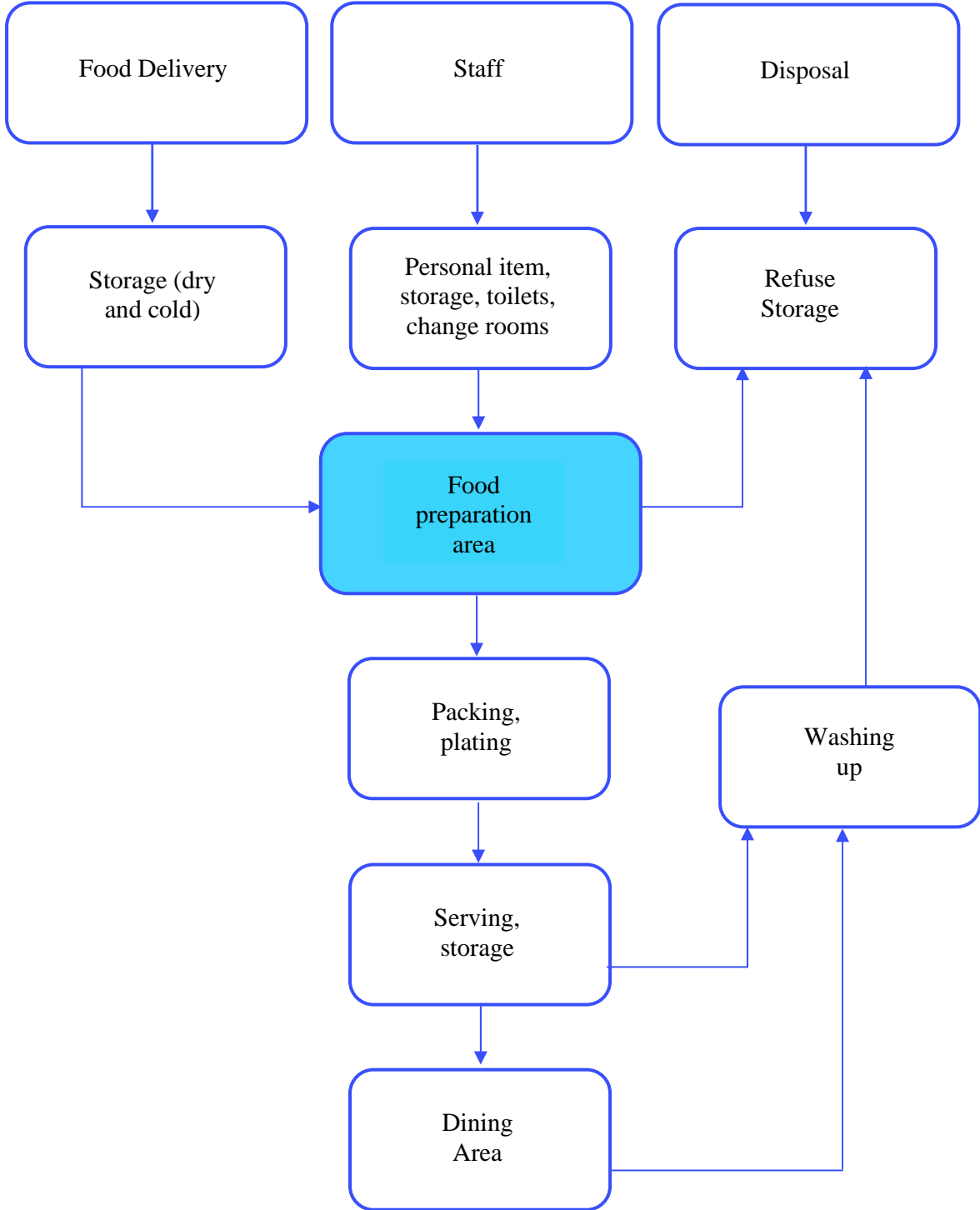
Dining areas

- Adequate space must be provided for patrons and staff to access dining and serving areas. These areas must be designed in accordance with the Building Code of Australia.

Preventing entry of pests

- Windows within food preparation areas shall be permanently fixed, or in the case of a window which can be opened, it shall be fitted with a tight fitting permanent mesh screen that can be easily removed and replaced for cleaning.
- Holes and spaces - if fittings penetrate walls and ceilings, the affected parts must be sealed to prevent entry of vermin or insects. They must also be rendered smooth to allow easy cleaning. Space between equipment and walls must either be sealed to prevent the harbourage of pests or provided with enough space for easy cleaning.
- Insect control devices - these can be installed but must not be located directly over the food preparation area or food storage areas. Insect control devices must be capable of collecting and retaining all captured and killed insects within the device.

Figure 1: Example of correct flow of food and staff through a food premises



5. General requirements

Food Safety Standard 3.2.3 (Food Premises and Equipment), Division 2, Clause 3

Required outcome

The design and construction of food premises must:

- be appropriate for the types of food produced and activities conducted
- provide adequate space for all activities conducted and for all equipment to be used or stored
- allow easy cleaning and sanitising of all structures and equipment
- prevent entry of pests, dust, fumes, smoke and other contaminants
- exclude favourable sites for pests to harbour (live and breed)

Minimum requirements

Appropriate for use

Food premises design and layout must be well-planned taking into consideration several important elements to ensure an effective and acceptable operation. Food premises design principles must accommodate safe flow of product and waste to minimise risks of food and equipment contamination. Separating particular processes in the food premises must be considered including:

- raw and cooked foods
- hand washing facilities
- wash areas
- storage facilities
- waste disposal areas
- toilet facilities

Important: A properly designed and operated food business will minimise the risk of food becoming contaminated.

Adequate space

Proper planning of food premises will effectively designate adequate space and areas for food activities and storage of equipment. Storage areas must be constructed of materials which are durable and easily cleaned in line with requirements for floors, walls and ceilings.

Adequate space must be provided for:

- food delivery access
- dry goods storage - sufficient shelving space, pantry area and food grade containers for anticipated stock levels
- hot and cold food storage - adequate refrigeration, freezer and bainmarie (hotbox) food storage including display areas, food preparation areas and expected deliveries
- cleaning chemicals and equipment storage - separate lockers, cupboards, cabinets or designated storage areas
- waste management - sufficient and separate waste containers for all anticipated waste including cardboard, glass, general waste, and waste oil storage; waste bins must be impervious, and designed to be easily cleaned to prevent the attraction of pests.
- personal belongings storage - separate lockers, cupboards, cabinets or designated storage areas

- food contact utensils storage – adequate storage containers that can be easily cleaned as well as preventing contamination
- equipment storage - sufficient floor, cupboard or shelving space for all cooking and food preparation equipment to be stored
- food packaging material storage - adequate storage located off the floor and protected from contamination (refer to Section 16)
- office and business equipment (used to run the business) - must be separate from the food storage and preparation areas to prevent contamination (refer to Section 16)
- All holes, service entries, gaps, crevices, cracks and voids are to be effectively sealed.
- Insect control devices may be used but must not be located above or immediately adjacent to food preparation, open food storage or cooking areas to prevent food contamination. The insect control device must be designed to capture and contain all insects within the device, operated and installed according to manufacturer's specifications and cleaned on a regular basis.
- The use of chemical sprays (either mechanical or manual) are not permitted in food preparation working areas, over or near exposed food, cleaning equipment, unwrapped packaging and servery areas.
- Installation of pest-proof roller doors. This must include:
 - installation of weather strips at the bottom of the roller shutters
 - sides of the roller shutters fitted tightly into the housing
 - installation of a pest-proof material at the top of the roller shutter to fill the gap usually left when the shutter is closed overnight

Important: Contamination of food, equipment and non-food materials can occur when improper storage facilities are used.

Cleaning and sanitising

The design of all food premises must provide for suitable access for effective and efficient cleaning of all equipment, fittings, surfaces and areas. Refer to section 8 "Fixtures, fittings and equipment" for more information.

Entry of pests and harbourage

All practical measures must be implemented to prevent entry of pests into food premises. In addition, the internal structures are to be finished and designed to prevent favourable sites for pest harbourage. The following may be implemented, when applicable, to satisfy this requirement:

- Installation of self-closing recessed doors or self-closing mesh screen doors with fitted weather strips to prevent pest entry into the premises.
- Mechanical air curtains and/or plastic curtains may be considered to minimise pest entry.
- All external windows must be fitted with close fitting mesh insect screens.

6. Floors

Food Safety Standard 3.2.3 (Food Premises and Equipment), Division 3, Clauses 9 and 10

Required outcome

Floors must be designed and constructed so that they:

- are appropriate for the activities conducted on the premises
- can be effectively cleaned
- do not absorb grease, food particles or water
- are laid so there is no ponding of water
- are unable to harbour pests

Minimum requirements

Floor finishes for food preparation areas

- Floors must be finished with an approved material and laid to a smooth surface, free from cracks and crevices. Table 1 shows the suitability of floor finishes in food preparation areas.
- Floor finishes should be light coloured to facilitate effective cleaning.

Food preparation areas

Floors are to be finished with one or a combination of the following materials:

- sealed quarry or ceramic tiles
- stainless steel, non-slip
- laminated thermosetting plastic sheeting
- epoxy resin
- steel trowel case-hardened concrete or similar impervious material
- floor tiles grouted with epoxy grout and finished flush with the surface of the tiles
- floors, draining to floor waste, sufficiently graded (at least 1:100)

Feather edge skirting is not permitted.

Coving

Coving should be provided in new premises in areas where floors are intended to be or likely to be cleaned by flushing with water. Coving may also be required in existing premises, especially where cleanliness is an issue.

Food storage areas

- Floors in storage areas for unpackaged food must meet the same requirements as floors in food preparation areas.
- Floors in storage areas for packaged food must have an impervious finish.

Plinths

- Plinths can be used to hold heavy equipment that is unable or difficult to move for cleaning. Refer to Figure 2.
- Plinths are to be constructed to meet the same:
 - specifications as floors; must be solid; without voids and be an integral part of the floor; have
 - the same top area finish as the floor; be rounded at all exposed edges and coved; be approximately 100 millimetres (mm) high.
- The base of the equipment is to be sealed to the plinth and overhang to prevent liquid, food
- or floor washing to access underneath the equipment.
- Alternatives to the use of plinths include metal
- legs, castors and brackets. Refer to section 8 "Fixtures, fittings and equipment" for details.

Table 1: Suitability of floor finishes in food premises

Finish	Water areas	Food preparation	Vegetable preparation	Servery	Store room	Chillers/ freezers	Bin store	Eating areas	Comments
Stainless Steel non-slip	✓	✓	✓	✓	✓	✓	✓	✓	Welded joints
Ceramic tiles	✓	✓	✓	✓	✓	✓	✓	✓	Epoxy grout
Quarry tiles	✓	✓	✓	✓	✓	✓	✓	✓	Sealed
Steel trowel case hardened concrete			✓		✓	✓	✓	✓	Smooth sealed; finish no joints
Carpet/ carpet tiles								✓	
Wooden flooring								✓	Sealed
Poly vinyl sheet	✓	✓	✓	✓	✓	✓	✓	✓	Heat welded joints
Vinyl tiles			✓	✓	✓	✓	✓	✓	
Plastic matting				✓				✓	
Cork tiles								✓	Sealed
Epoxy resin	✓	✓	✓	✓	✓	✓	✓	✓	

Note: Where it is not practical to use one of the other floor finishes, the use of steel trowelled case hardened concrete that is smooth and impervious to moisture may be used in wet washed, food preparation and servery areas

Best practice

Coving

- To facilitate effective and easy cleaning, it is highly recommended that coving be installed at the intersections of walls to floors and floors to plinths in food preparation areas.
- Coving is to be installed in accordance with Figure 3, or installed in accordance with other methods which achieve the same outcome.

Handy hint: Coving is highly recommended to assist with cleaning and to ensure dirt and grease does not build up.

Figure 2: Plinth methods (not to scale)

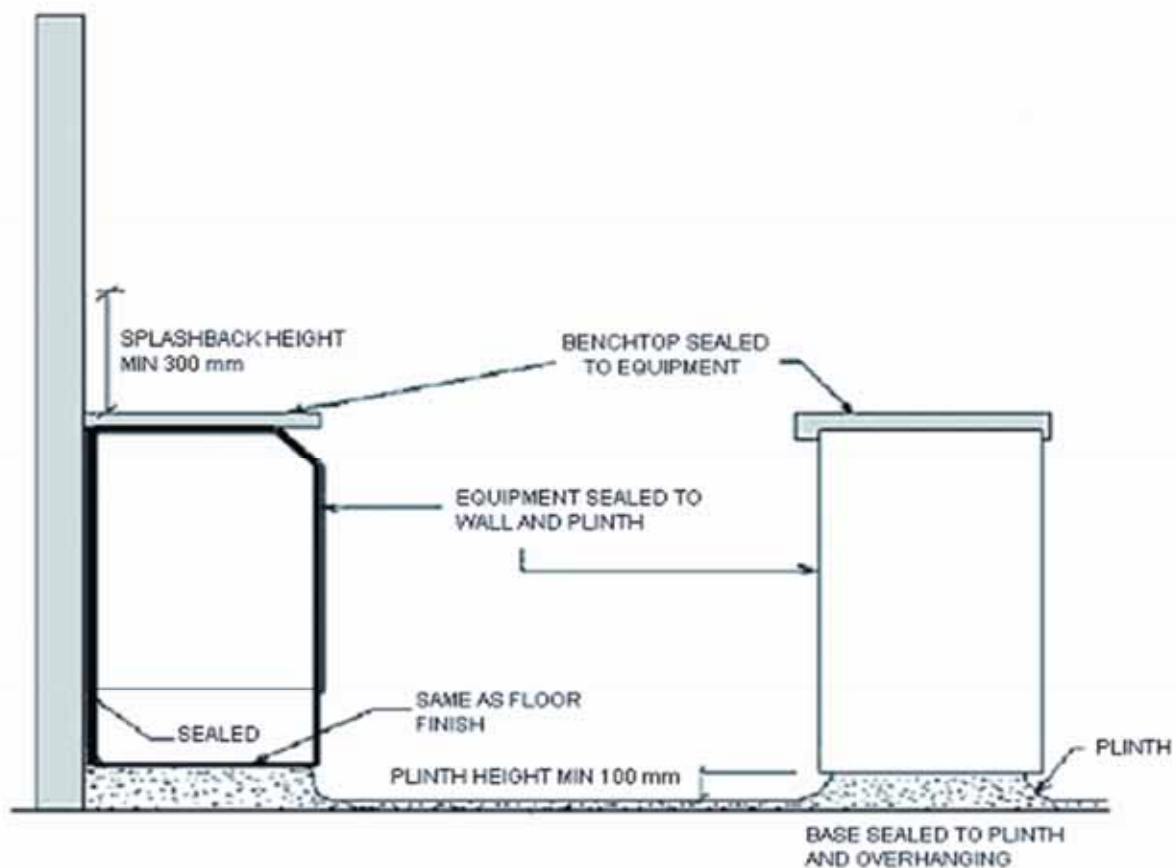
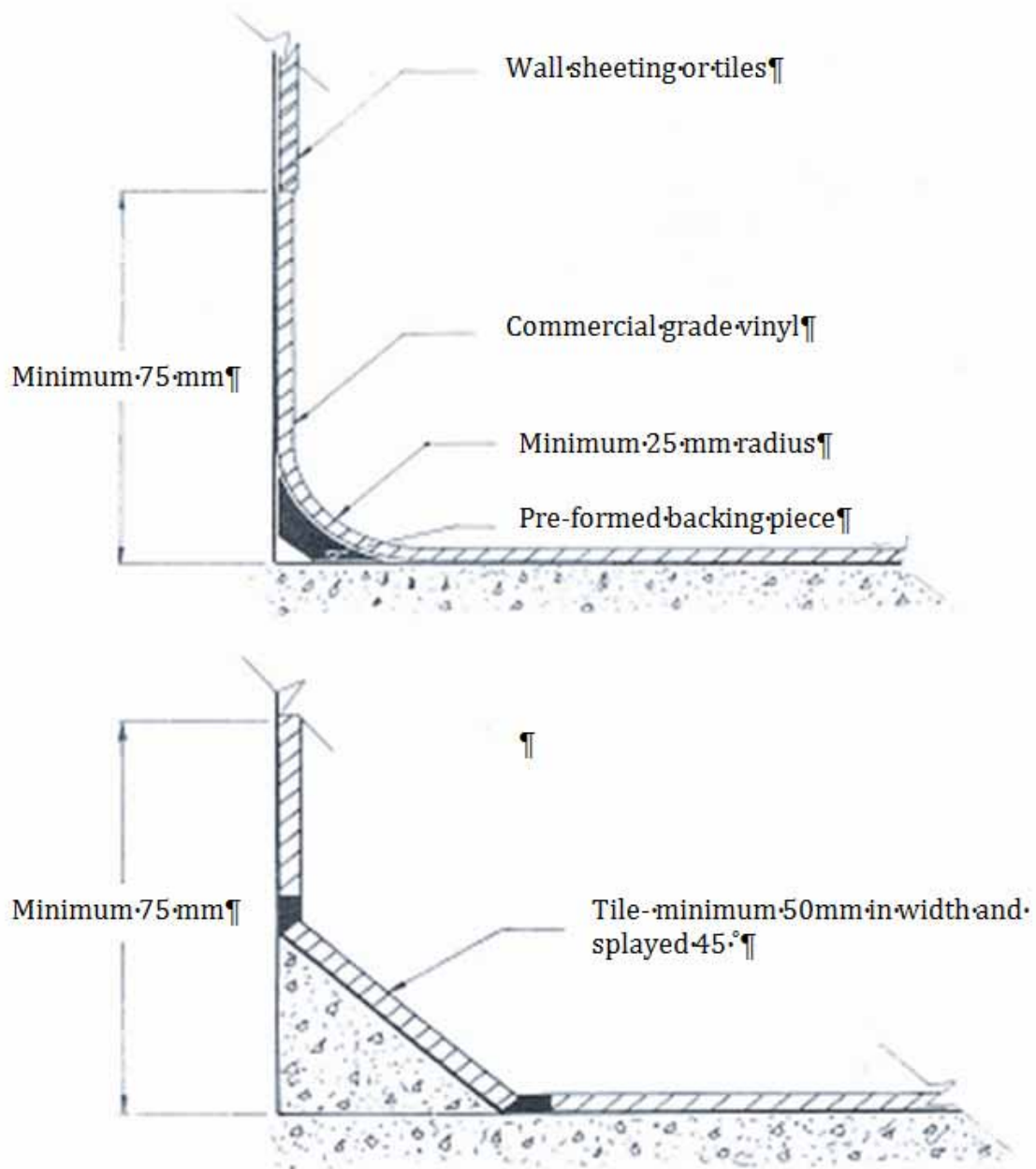


Figure 3: Coving methods (not to scale)



7. Walls and ceilings

Food Safety Standard 3.2.3 (Food Premises and Equipment), Division 3, Clauses 9 and 11

Required outcome

Walls and ceilings must be constructed to:

- be appropriate for activities conducted on the food premises
- protect food from contamination where necessary
- prevent the entry of dirt and dust
- prevent absorption of grease, food particles and water
- ensure easy and effective cleaning
- prevent entry and harbourage of pests

Minimum requirements

Wall construction

- Walls are to be solid and of framed or preformed panel construction where voids can be filled with a suitable material.
- Joints between preformed panels must be filled and finished flush with the surface of the sheeting material.
- Cover strips are not permitted in food preparation areas as they allow dirt and grease to accumulate.

Handy hint: Solid construction is defined as having structural integrity to support ceiling, heavy equipment and withstand the physical wear and impacts from its environment. Finishes should be smooth, and unable to absorb grease, food particles, moisture and dirt allowing for easy and effective cleaning. Must prevent the entry of pests, vermin and dust (or other potential contaminants).

Wall finishes for food preparation areas

- Walls are to be finished with a light coloured, high gloss, washable and easy-to-clean surface.
- Walls in food preparation areas are to be finished with an approved material such as:
 - glazed tiles (not suitable for wash down areas) - preferably laid to a minimum height of 2 metres (m)
 - stainless steel or aluminium sheeting
 - acrylic or laminated plastic sheeting
 - polyvinyl sheeting with welded seams
 - pre-formed panels, villa board or compressed AC sheeting
 - trowelled cement (polished surface) may be appropriate in some circumstances
- Any finish continued above ceramic tiles must be finished flush with the tiles to prevent the accumulation of dirt and grease.
- Architraves, skirting boards, picture rails or similar protrusions on the walls in food preparation areas are not recommended.
- Walls at the rear of cooking appliances must be surfaced with an impervious material, such as stainless steel, which extends from the canopy to the floor. Where a cooking appliance is sealed to the wall, the material must be lapped over the top edge of the appliance to provide a grease and vermin proof seal. Cooking appliances must only be sealed to walls made of a non-combustible material.
- Splashback walls at the rear of benches, sinks and hand basins must be surfaced with an impervious waterproof material to a minimum height of 300mm.
- In wet areas, the bottom plate in all timber framed partitions in food preparation areas must be placed on a "dwarf" wall constructed of concrete or similar material, and constructed approximately 70mm above the floor.

Ceilings

- The ceiling height in a food premises must not be less than 2.4m
- Ceilings must be free of open joints, cracks and crevices.
- The intersection of walls and ceilings are to be tight jointed, sealed and dust-proof.
- The ceiling must be finished with a material that is washable and impervious.
- Ceilings must be finished in a light colour to facilitate cleaning.
- Approved materials for ceilings include:
 - fibrous plaster
 - plasterboard
 - fibrous cement
 - cement render with steel trowel
- Drop in panels are not to be used in food preparation or display areas.

Pipes, conduits and wiring

- Must be concealed in floors, plinths, walls and ceilings, or fixed on brackets providing at least 25mm clearance between the pipe and adjacent surfaces, and 150mm between the pipe or conduit and adjacent horizontal surfaces. See Figure 4.
- Service pipes, conduits and wiring are not to be placed in the recessed toe space of plinths or equipment.

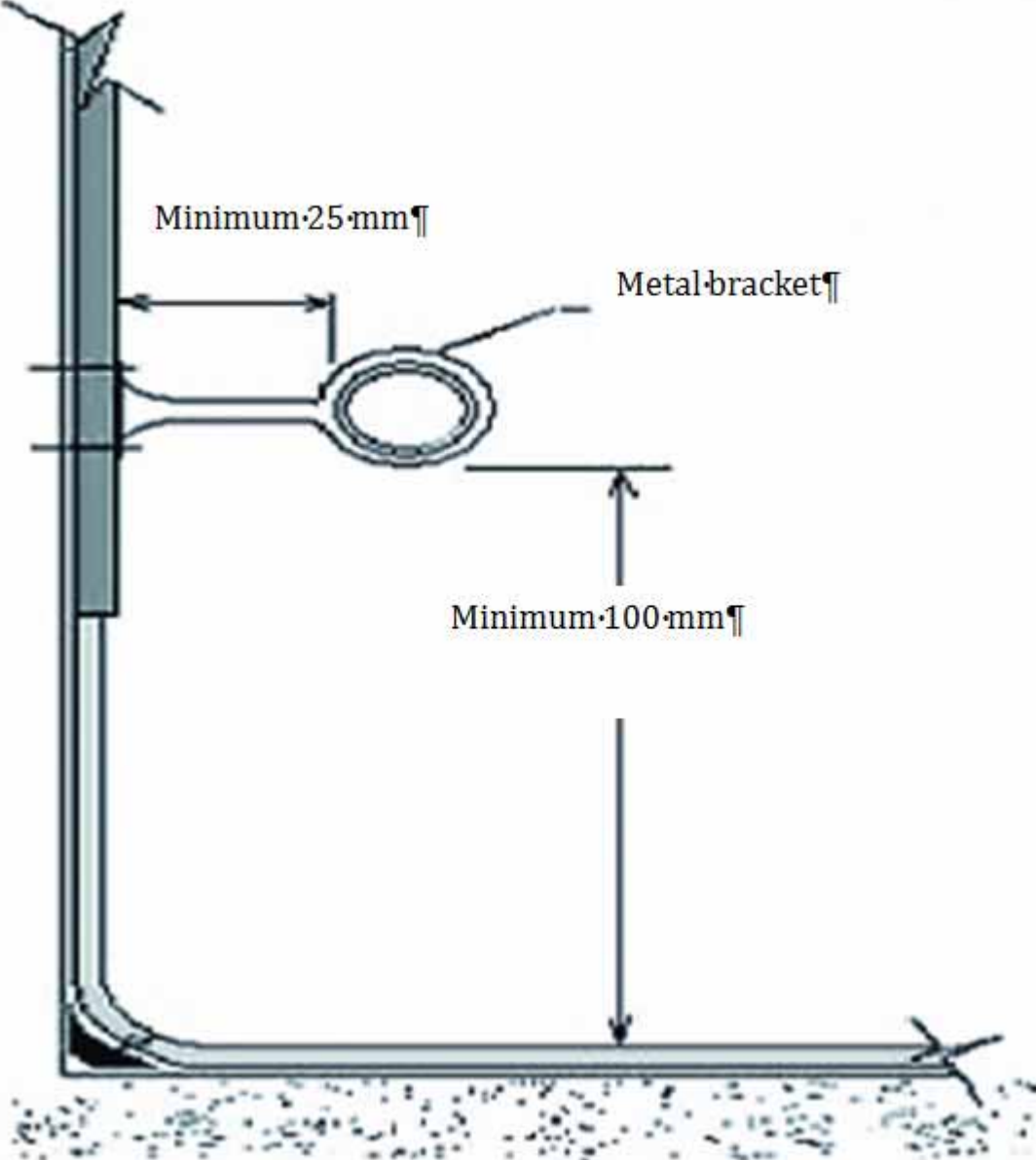
Table 2: Suitability of wall finishes in food premises

Finish	Wet washed areas	Food preparation	Vegetable preparation	Servery	Store room	Chillers/ freezers	Bin store	Eating areas	Comments
Stainless Steel	✓	✓	✓	✓	✓	✓	✓	✓	Welded joints Waterproof screw covers
Ceramic tiles	✓	✓	✓	✓	✓	✓	✓	✓	Epoxy grout
Vinyl sheets	✓	✓	✓	✓	✓	✓	✓	✓	Heat welded joints
Painted plaster					✓		✓	✓	Smooth finish
Feature brick								✓	
Aluminium sheet	✓	✓	✓	✓	✓	✓	✓	✓	Welded or sealed Joints
Steel Sheet							✓		Welded or sealed joints
Trowelled cement		✓	✓	✓	✓	✓	✓	✓	Polished surface
Wood panelling								✓	Wood sealed
Painted brickwork					✓		✓	✓	Flush joints and solid surfaces
Concrete					✓		✓	✓	Sealed smooth surface
Pre-formed panels	✓	✓	✓	✓	✓	✓	✓	✓	H bars joints sealed. In wet areas/ food preparation shall be integrated into a dwarf wall or set on plinth

Table 3: Suitability of ceiling finishes in food premises

Finish	Wet areas	Vegetable preparation	Servery	Store room	Chillers/ freezers	Bin store	Eating areas	Comments
Painted plaster	✓	✓	✓	✓		✓	✓	Smooth finish
Steel Sheet	✓	✓	✓	✓		✓	✓	
Trowelled cement	✓	✓	✓	✓		✓	✓	Polished surface
Wood panelling							✓	Sealed surfaces
Concrete	✓	✓	✓	✓		✓	✓	Sealed smooth surface
Pre-formed panels	✓	✓	✓	✓		✓	✓	
Acoustic panels							✓	Suspended T-bars
Decorative panels							✓	

Figure 4: Example of clearance for pipes and conduits (not to scale)



8. Fixtures, fittings and equipment

Food Safety Standard 3.2.3 (Food Premises Hot water supply and Equipment), Division 4, Clause 12

Required outcome

Fixtures, fittings and equipment must be:

- adequate for the production of safe and suitable food
- fit for their intended use

Fixtures, fittings and equipment, and food contact surfaces must be designed, constructed, located and installed so that:

- there is no likelihood they will contaminate food
- they can be easily and effectively cleaned and sanitised (where required) including eating and drinking utensils
- surrounding surfaces can be easily and effectively cleaned
- they do not provide harbourage for pests

Equipment for cleaning and sanitising

Minimum requirements

Facilities

Table 4 shows the different facilities required when undertaking food preparation, cleaning and sanitising activities.

Hot Water Supply

- All equipment for cleaning and sanitising is to be connected to a continuous supply of hot and cold potable water and to an approved drainage system.
- Sinks must be supplied with water at a temperature of not less than 54 degrees Celsius (°C) for washing and 77°C for sanitising (if sanitising takes place in the sink).
- The best temperature for washing utensils in the food service industry is between 54°C and 60°C. Temperatures higher than this tend to bake food residue on.

Double and triple compartment sinks

- Where a double or triple compartment sink is used for hot water sanitising, rinsing baskets and heating elements capable of maintaining the water temperature at a minimum of 77°C are to be provided.
- Loading space and draining or drying space is to be provided.
- Chemical sanitising is permissible. A food grade sanitiser must be used if items are not rinsed.

Dishwashers and glass washers

Dishwashers and glass washers should meet the following requirements:

- be capable of completely washing and rinsing in one operation
- be designed so that all utensils, after rinsing, are dry by the end of the operating cycle
- be fitted with control devices to ensure the machine will not operate until the rinsing water is at the required temperature
- brushes are not permitted as part of the mechanism
- utensils to be rinsed for at least 10 seconds with:
 - water at a minimum of 38°C containing a minimum of 50 milligrams per kilogram (mg/kg) of sodium hypochlorite, or water at a minimum temperature of 80°C
- be fitted with a thermometer clearly visible to the operator indicating temperature for the washing and rinsing operation or be fitted
- with an automatic pilot light visible to the operator which indicates that the water in the heating device has reached the correct temperature
- be equipped with a water heating device or be supplied with water from an individual hot water source
- be provided with an approved exhaust ventilation system (if required)
- be designed to use chemical sanitisers
- include a rinse cycle to ensure no chemical residue remains

Double bowl sinks

Double bowl sinks must have the following requirements:

- be constructed of stainless steel
- have a minimum bowl size of 450mm x 300mm x 300mm to enable cleaning of large pots and equipment
- be fitted with a draining area at each end
- have a splashback as part of the unit, 300mm up the wall
- where draining racks are provided above sinks, they must be of stainless steel construction (preferable to have walls behind a drainage rack made of stainless steel sheeting or tiles to prevent damage to the wall)

Food preparation sinks

Where food preparation requires the washing of food and immersion in water, a designated food preparation sink must be provided for this purpose. Designated food preparation sinks must be separate from all other sinks.

Table 4: Cleaning and sanitising facilities required for various food premises

Food premises activities	Minimum facilities for cleaning equipment and preparing food
No preparation/minor handling of pre-packaged food	Single bowl sink (capable of immersing the largest equipment)
Handling unpackaged food	<ul style="list-style-type: none"> • Double bowl sink (capable of immersing the largest equipment), or • Dishwasher/glass washer and single bowl sink (where all food contact equipment will fit in the dishwasher), or • Double bowl sink and a dishwasher/glass washer (where some Equipment has to be washed/sanitised in the sink)
Where food is prepared by immersion or rinsing in water	Designated food preparation sink
Where floors and equipment are to be hosed	Designated hose connection

Equipment for food preparation and storage

Minimum requirements

Temperature gauges

- Hand held probe thermometers that are accurate to +/- 1°C are to be used to measure the internal temperature of the food.

Chilled and frozen storage

- All cold storage and cold display equipment must be large enough for the business to adequately store cold food.
- All cold storage and display equipment must keep potentially hazardous food at a temperature of 5°C or less.
- Refrigerators, cold rooms and blast chillers must be capable of reducing the temperature of potentially hazardous food in accordance with Clause 7 of Food Safety Standard 3.2.2 (Food Safety Practices and General Requirements).
- Freezers are to keep food frozen.
- The recommended temperature for frozen food is at least -15°C.

Cold and frozen storage rooms

- Cold and frozen food storage room walls are to be lined with a smooth and impervious material and all joints sealed.
- Floors are to be a smooth and impervious material, and coved at the floor to wall junction.
- Floors are to be graded to the door opening and to a floor waste located outside the room, which is connected to the sewerage network or effluent disposal system.
- Doors must be able to be opened from the inside and an alarm fitted in accordance with the Building Code of Australia.
- Shelving is to be made of galvanised piping (with sealed ends), stainless steel or other suitable materials; must be easy to remove for cleaning; is clear of walls for cleaning and maintenance; and the lowest shelf must be at least 250mm off the floor to allow for easy cleaning.
- Cold and freezer rooms are to be located away from the wall to enable access for cleaning, or sealed to the walls to prevent harbourage of vermin.
- Enclosed areas above cold and freezer rooms are to be pest proofed.
- External cold and freezer rooms are not permitted unless an approved enclosed access is provided (bulk cold/freezer stores and packaged food are exempt from this requirement).
- Motor units should be located external to the premises or, if located inside the food premises, must be supported on metal legs to allow for easy cleaning.

Handy hint: The position of externally mounted cold and freezer room motors must be carefully considered to prevent any noise nuisance to nearby residences and businesses. Units should be placed away from neighbouring bedroom windows, office windows, multiple walls and corners.

Preparation, cooking, and hot and cold display

- All equipment for preparation, cooking and display must be constructed to be easily and effectively cleaned with no open cracks, crevices and joints where food and liquids can collect.
- Hot and cold food storage and display units must be capable of maintaining food under temperature control (i.e. 5° C or below or 60° C or above).

Benches, tables and preparation counters

- Benches and tables are to be constructed so that they are able to be easily and effectively cleaned and sanitised. Examples include laminated timber, plastic or stainless steel with pest-proof joints.
- Benches fixed against a wall must be sealed to the wall with an appropriate material. Benches subjected to heat should be lined with stainless steel.
- Sandwich counters, used to prepare food in front of customers, must be fitted with a protective barrier between the customer and the food.
- Preparation benches and cooking equipment less than 1.5m from customers must be fitted with sneeze guards constructed of glass or perspex, and designed to prevent contamination from customers.
- Equipment placed on bench tops must be:
 - easy to move by one person
 - raised above the bench top to allow easy access for cleaning
 - sealed to the bench top

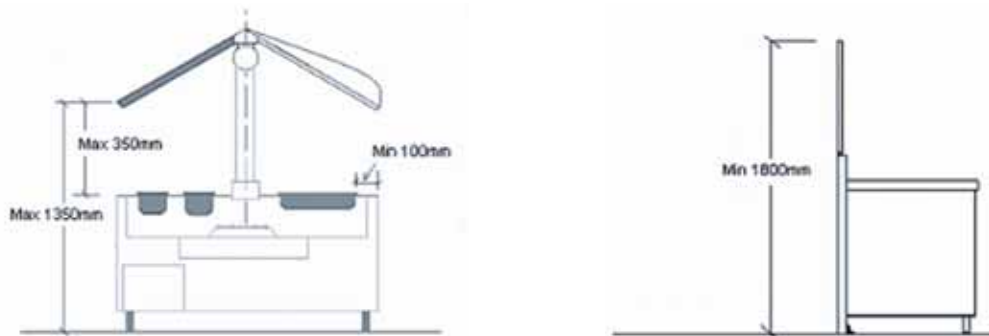
Cooking equipment

- Stoves and cooking appliances are to be kept clear of walls to enable access for cleaning or built into walls and completely pest proofed.
- Appliances must be either:
 - placed apart to prevent grease and food accumulation
 - placed together with the gap between the appliances flashed or sealed to prevent food, liquid or grease accumulating, or placed on castors to allow the appliance to be moved for cleaning
- Appliances must be kept clear of cupboards or benches not used in connection with the cooking operation.
- Deep frying equipment must be thermostatically controlled to prevent a fire hazard from the overheating of cooking oils.
- Where cooking is carried out, the premises must be equipped with a suitable fire extinguisher or fire suppression system located near the cooking equipment as required by the relevant legislation.

Miscellaneous

- Post-mix/syrup and ice machines must be located in a fully lined and sealed room (i.e. they must not be stored outside the food premises or in the open) constructed to the specifications of a food preparation/storage room.
- Food conveyors must be constructed of smooth impervious surfaces, free from cracks, crevices and open joints, with access provided for easy cleaning.

Figure 5: Examples of approved sneeze guards or protective barriers on salad bars and food preparation bench



Display cabinets

- Sliding doors to display cabinets must have bottom guides or runners terminating not less than 25mm from each end of any door opening for easy cleaning.
- Self-service food bars must be fitted with sneeze guards designed to prevent contamination (from a customer's mouth or nose) affecting the food as per Figure 5.
- Window displays of wet foods, such as meat and fish, must be covered at all intersections and installed in accordance with Australian Standard 3500.2:2003 (Plumbing and drainage - Sanitary plumbing and drainage).

Supports for equipment

Including plinths, the following can be used to support heavy equipment:

- metal legs - are to be smooth and sealed to prevent the access of pests and be approximately 150mm high for easy cleaning
- castors or wheels - must be capable of supporting and moving fully-loaded equipment
- brackets - sinks, tubs, wash basins, tables, benches, shelving and similar fittings must be supported on stainless steel, galvanised tubing with sealed ends or solid steel brackets securely fixed into the wall or on approved frames

Unsealed timber frames and supports are not permitted.

Shelving

- Must be smooth and impervious; free from joints, cracks and crevices; and able to be easily cleaned.
- The lowest shelf must be at least 150mm off the floor to allow easy cleaning underneath.
- Approved materials must be used, such as galvanised piping, stainless steel or laminated plastic.
- Shelves are to be sealed to the wall or kept clear of walls to allow easy access for cleaning.

Windows and ledges

- Should be located at least 300mm above the bench, sink or hand basin.
- Ledges must be splayed at a 45° angle to prevent accumulation of dirt, food and grease.

Cupboards and cabinets

- Where free standing, all surfaces including the back are to be smooth and washable.
- Boxed in compartments such as bases to cupboards and bench units should not be used.

Best practice

Temperature gauges

- Temperature gauges must be accurate to $\pm 1^{\circ}\text{C}$ and must be fitted to each hot and cold storage or display unit; must be clearly visible and fitted to show the internal operating temperature in the:
 - coolest part of the appliance for hot display
 - warmest part of the appliance for cold storage and display

Note: Fixed thermometers in units are to be used as a guide only. The use of probe and infra-red thermometers will give an accurate indication of food storage temperatures.

Areas above cold/freezer rooms

The area above cold/freezer rooms (if exposed) must be fully-enclosed with vermin-proof access hatches to allow pest control treatment to be undertaken.

9. Lighting

Food Safety Standard 3.2.3 (Food Premises and Equipment), Division 2, Clause 8

Required outcome

Food premises must have a lighting system that provides sufficient natural or artificial light to enable staff to conduct activities safely within the food premises.

Minimum requirements

Lighting system

A food premises must provide sufficient lighting to adequately illuminate all areas of the food premises to enable food handlers to:

- readily see whether areas and equipment are clean
- detect signs of pests
- clearly see the food and equipment they are handling

Important: Adequate lighting promotes cleanliness by exposing any unclean areas. Light diffusers (covers or shield) prevent contamination of food from glass fragments in the event of breakage.

Light fittings

In areas where food is handled or stored, light fittings must be designed with the following specifications:

- light bulbs/tubes are to be shatterproof or fitted with approved light diffusers (covers or shields) to prevent contamination of food by glass from a broken light globe/tube
- light fittings must be free from any feature that would collect dirt or dust, harbour insects or make the fitting difficult to clean
- light fittings must be recessed into ceilings or equipment where possible
- heat lamps must be protected against breakage by a shield extending beyond the bulb

It is recommended that the lighting levels specified in Table 5 be provided at working height.

Table 5: Minimum illumination level (lux) for food premises

Activity	Illumination level (lux)
Food preparation areas	500
Food and equipment storage areas	110-150
Dish washing, hand washing and toilet	200-300 areas

10. Ventilation

Food Safety Standard 3.2.3 (Food Premises and Equipment), Division 2, Clause 7

Required outcome

Food premises must have sufficient natural or mechanical ventilation to effectively remove fumes, smoke, steam and vapours from the food premises.

Minimum requirements

Natural ventilation

- Natural ventilation is only suitable where there is little or no cooking that generates steam or greasy air.
- The premises must have openings, such as doors, windows and/or vents open to a clean environment.

Mechanical ventilation

The Building Code of Australia (BCA) requires a commercial kitchen to be provided with a mechanical ventilation system that complies with Australian Standard 1668.1-1998 (The use of ventilation and air conditioning in buildings - Part 1) and Australian Standard 1668.2-1991 (The use of ventilation and air conditioning in buildings - Part 2) where:

- any single apparatus has:
 - a total maximum electrical power input exceeding 8 kilowatts (kW), or
 - a total gas power input exceeding 29 megajoules per hour (MJ/h), or
- the total maximum power input to more than one apparatus exceeds:
 - 0.5kW electrical power for each 1m² of floor area of the room or enclosure, or
 - 1.8MJ gas for each 1m² of floor area of the room or enclosure

- dishwashers and other washing and sanitising equipment that vent steam into the area to the extent that there is, or is likely to be, condensation collecting on walls and ceilings
- equipment installed on the premises after the mechanical ventilation system has been designed and installed must not impair the efficiency of the system or the natural ventilation

In the case where no general exhaust is provided to remove fumes, smoke, steam and vapour from an enclosed kitchen, a local mechanical exhaust system may be required even if the power input of the apparatus does not exceed the thresholds of the Australian Standard 1668.

Filters

Canopies are to be fitted with grease filters which can be removed for easy cleaning. The filter must comply with Australian Standard 1668.1-1998 (The use of ventilation and air conditioning in buildings) and the non-combustible requirements of Australian Standard 1530.1-1994 (Methods for fire tests on building materials, components and structures).

Note: Whilst Australian Standard 1668.2-1991 has been superseded by Australian Standard 1668.2-2002, Australian Standard 1668.2-1991 still applies as the BCA includes reference to Australian Standard 1668.2-1991- The use of mechanical ventilation and air conditioning in building- Part 2: Mechanical ventilation for acceptable indoor-air quality ("the 1991 standard"). The Australian Building Code board has issued an advice dealing with the reasons for maintaining the reference to the 1991 standard in the BCA, rather than the 2002 standard.

Food premises exhaust hood airflow

The airflow required for a food premises exhaust hood will depend on the:

- hood type
- cooking process
- length of the hood
- inside perimeter of the hood over all exposed sides
- height of the hood above cooking appliances

To determine the food premises exhaust hood airflow, refer to Appendix F of Australian Standard 1668.2-1991 (The use of ventilation and air conditioning in buildings - Part 2).

Compliance certificates from a Registered Professional Engineer of Queensland (RPEQ) may be required by Council for both the design and construction of the hood to verify compliance-see Figure 6.

Storage racks

Storage racks are not to be fitted above cooking and heating equipment as they can obstruct the airflow and trap droplets of oil.

Handy hint: Always consider mechanical extraction systems when building new premises or renovating existing premises, as it is more expensive and inconvenient to install these systems once the business is operating.

Discharge point

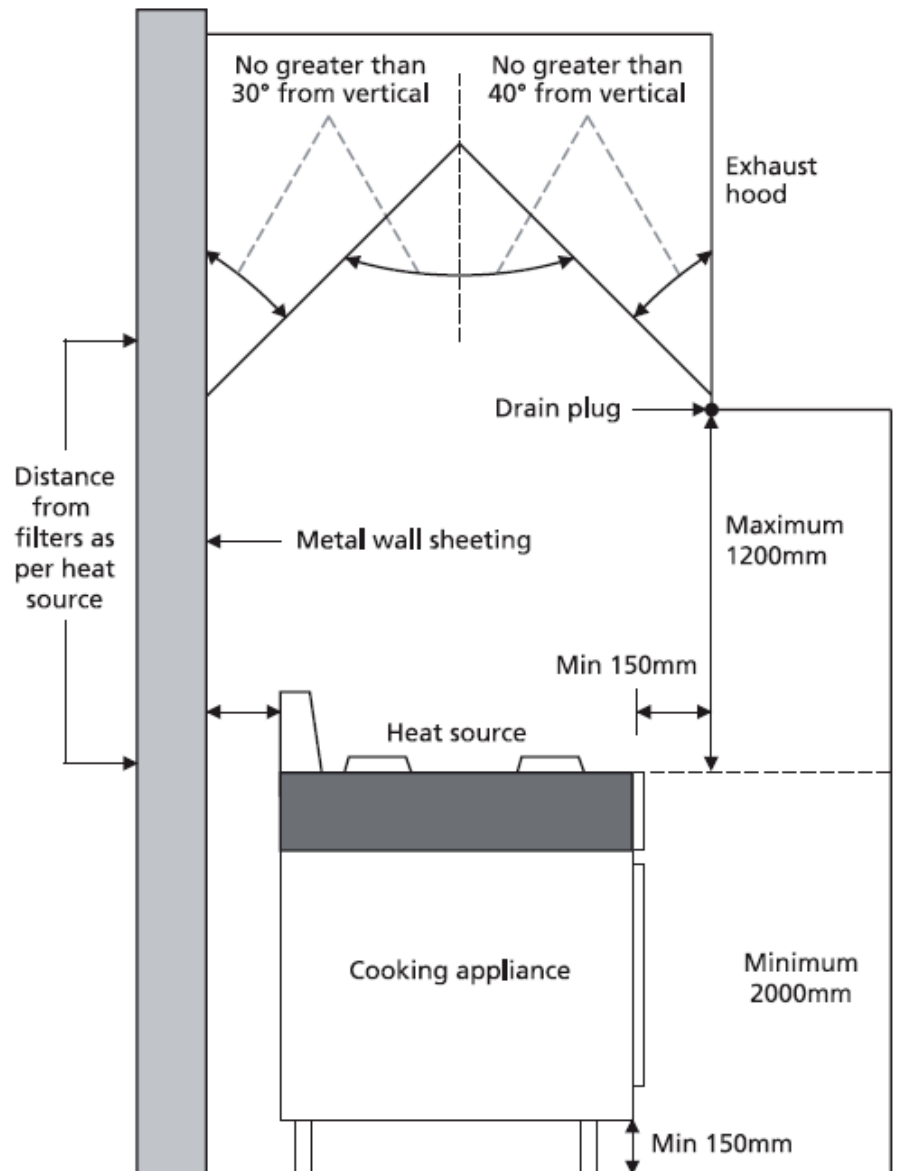
Effluent discharge is to be vertical at a minimum velocity of 5 metres per second (m/s) at the discharge point.

- The point of discharge is to be:
 - 1m above the ridge of a pitch roof
 - 3m above a flat roof
 - 6m from a property boundary
 - 6m from any air intake, natural ventilation or opening
- Exhaust systems with a flow rate not exceeding 1000 litres per second (L/s) may receive a relaxation on the location of the discharge point.
- No exhaust can discharge over adjoining properties or where the discharge is less than 3m above any pedestrian thoroughfare including an accessible roof area.
- Exhaust ventilation for wood-fired and solid fuel cooking equipment needs to be separate to other ventilation systems and must not be combined with systems serving grease appliances, or oil generating or oil-heat appliances.

Dining areas

Dining areas must be ventilated by natural or mechanical methods in accordance with the Building Code of Australia and Australian Standards.

Figure 6: Typical design of a mechanical ventilation system (not to scale)



Additional considerations: Consider the nuisance effects of noise and odour emissions upon the surrounding environment.

Ensure that lighting illumination is adequate within the cooking area. Avoid shadowing and utilise approved internal exhaust canopy lighting fixtures where necessary.

Where necessary, allow for all possible future expansion of cooking equipment.

11. Hand washing facilities

Food Safety Standard 3.2.3 (Food Premises and Equipment), Division 4, Clause 14

Required outcome

The food premises must provide hand washing facilities located where they can be easily accessed by food handlers and:

- within areas where food handlers work if their hands are likely to be a source of contamination
- immediately adjacent to the toilets

Hand washing facilities must be:

- permanent fixtures
- provided with a supply of warm potable running water
- a size that allows easy and effective hand washing
- clearly designated for washing of hands, arms and face only
- be provided with a supply of liquid soap and single use paper towels for hand drying

Minimum requirements

Thorough washing and drying of hands is an essential activity in a food business to reduce the risk of food contamination and food-borne illness. Hand washing facilities must be:

- located within an adequate distance, no more than 5m walking distance from all food handling areas
- located in or immediately adjacent to toilets
- provided with warm potable running water delivered through a single outlet (i.e. hot and cold water provided through a single outlet)

- provided with an adequate supply of liquid soap in a suitable dispenser in the immediate area
- provided with single-use paper towels and suitable dispenser or other approved hand drying facility in the immediate area of the hand basin
- of a suitable size to allow cleaning of hands and arms, with a minimum basin size of 11 litre (L) capacity and/or dimensions of 500mm x 400mm, and must be installed at bench height and appropriately fixed to the wall
- provided with an impervious splashback no less than 300mm high
- unobstructed by any other equipment and easily accessible
- not located under benches, i.e. an appropriate

hand basin height is usually 900 mm off the floor

Splashguards may be required to prevent contamination of nearby equipment, benches or other areas from the hand washing facility. Rubbish containers located in the immediate area for the disposal of paper towels must be located and designed to prevent contamination of adjacent food contact surfaces, food, utensils cleaning equipment and storage areas.

Handy hint: Signage at hand wash basins, "Have you washed your hands?" and/or "Hand washing only", is often a great reminder for staff. Signage must be sealed to walls to prevent pest harbourage.

Best practice

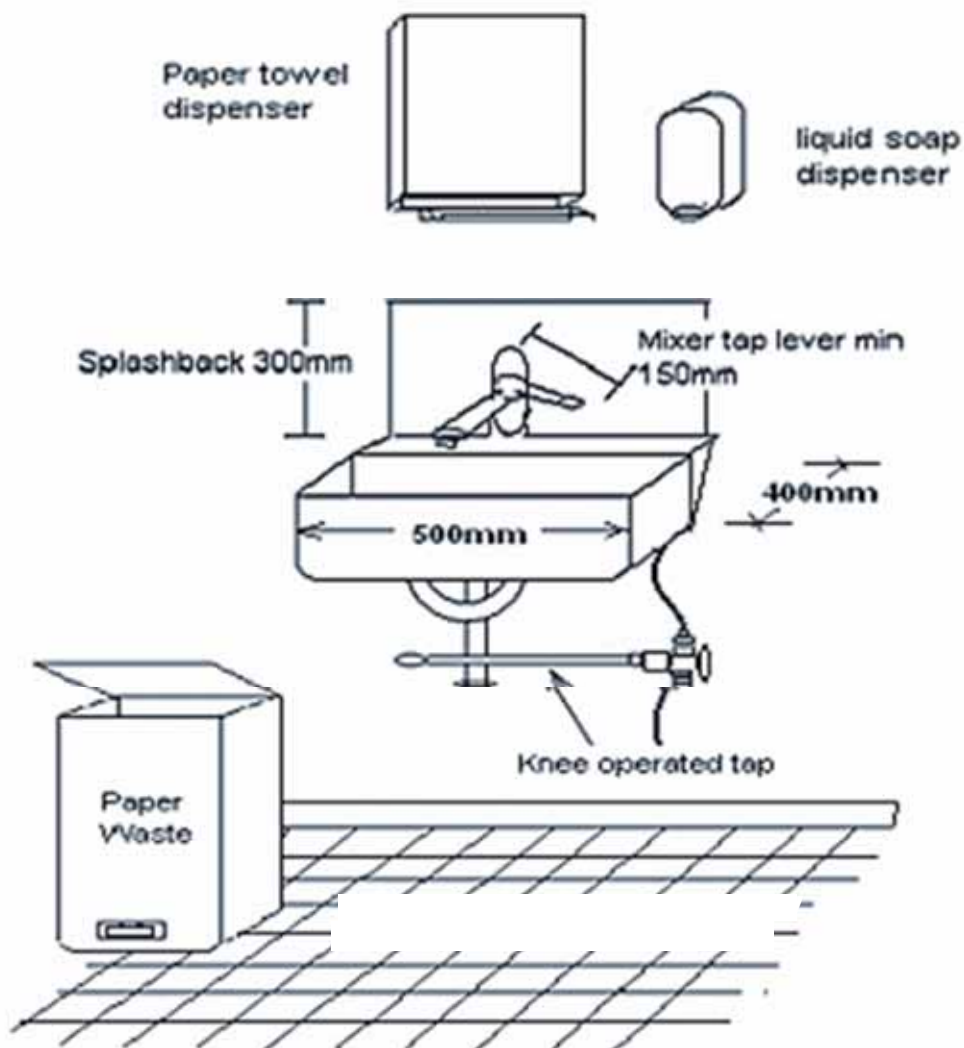
Hand washing facilities at best should:

- be located at staff entrances to the food premises
- have a self-closing or metered tap to provide a flow of water for at least 15 seconds without the need to reactivate the tap
- be equipped with flow restrictors to reduce water consumption
- be provided with hands free devices (such as a knee operated lever, single lever taps or sensor taps).

Exemptions

For food premises that are used principally as a private dwelling, see section 20 “Bed and breakfast (B&Bs) and homestays” of this guide.

Figure 7: Typical hand washing facilities



12. Toilet facilities

Food Safety Standard 3.2.3 (Food Premises and Equipment), Division 5, Clause 16

Required outcome

A food business must ensure that adequate toilets are available for the use of food handlers working for the food business.

Minimum requirements

A food premises must comply with the requirements of the Building Code of Australia for provision of toilet facilities, including:

- number of toilets
- staff and public toilet facilities to be equipped with appropriate hand washing facilities
- toilet facilities to be clean and in good repair
- toilets located within the food premises are to be separated from areas where food is handled, displayed or stored by an air lock equipped with self-closing doors, or fitted with self-closing doors and provided with mechanical ventilation that operates when in use and thirty (30) seconds after the cubicle is vacated

Best practice

- Separate toilet facilities for both staff and customers should be provided.
- Toilet systems with ultra-low flush or dual flush toilets should be provided to reduce water consumption.
- Sensor controlled flush systems to male urinal should be installed to reduce wastewater consumption.
- Water-saving faucet aerators in public restrooms should be installed.

13. Water supply

Food Safety Standard 3.2.3 (Food Premises and Equipment), Division 2, Clause 4

Required outcome

Food premises must have an adequate supply of

potable water for all activities that use water that

are conducted on the food premises. (Potable

water is safe drinking water that is fit for human consumption.)

Minimum requirements

A food premises must meet the following criteria:

- constant hot and cold water must be available at all times, including during periods of high demand/ usage
- running potable water under pressure must be provided in sufficient quantity to carry out all food preparation, utensil washing, hand washing, cleaning and other water using operations
- warm potable water (i.e. hot and cold water provided through a single outlet) must be provided at all hand washing facilities to ensure effective hand washing procedures
- hot water unit(s) that is capable of delivering an adequate supply of hot water must be installed and located outside the food preparation area where possible
- hot water must be of a sufficient temperature to effectively clean and sanitise equipment (see section 8 "Fixtures, fittings and equipment")
- hot water that is provided to dishwashers

must be supplied as per the manufacturer's guidelines, e.g. sufficient pressure

Premises not connected to town water supply

Premises that are not connected to a town water supply must ensure potable water is used in the food premises. This may require the implementation and maintenance of a treatment and monitoring system. Such a system may include filters, UV, ozone, chlorine and regular testing.

Handy hint: In order to conserve water and reduce costs, installation of flow control regulators or tap aerators is recommended. Water efficient tapware and low volume pre-rinse trigger sprays will also help save money and water.

14. Sewage and wastewater disposal

Food Safety Standard 3.2.3 (Food Premises and Equipment), Division 2, Clause 5

Required outcome

The food premises must have a sewage and wastewater disposal system that effectively disposes of sewage and wastewater, and is constructed and located so that it does not contaminate food or the water supply.

Minimum requirements

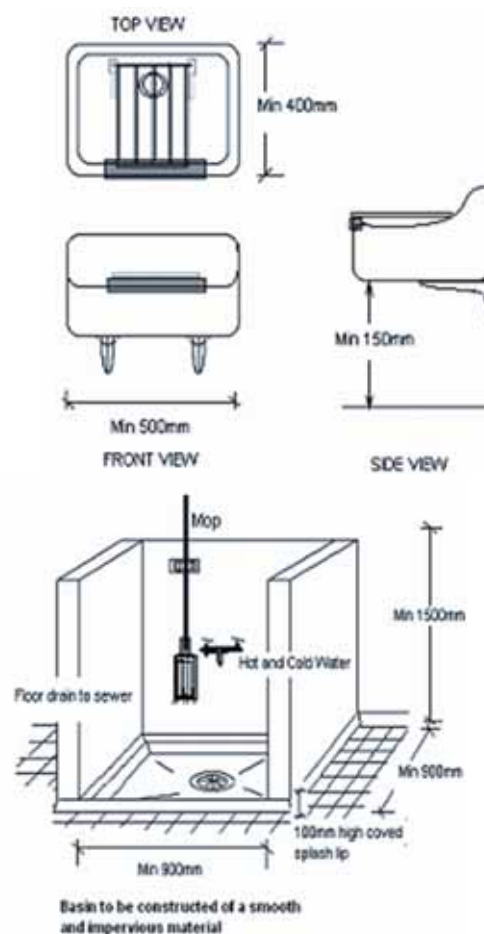
Food premises must provide appropriate facilities and plumbing infrastructure to ensure that sewage and all wastewater generated are disposed of appropriately. The food premises must be designed in accordance with the following criteria:

- The design (hydraulics plans) and installation of sanitary plumbing and drainage must comply with Australian Standard 3500.2:2003(Plumbing and drainage - Sanitary plumbing and drainage) and be approved by Sydney Water.
- Installation and maintenance of a grease trap designed to filter grease and oil generated from the food business operations (where applicable) is required. The installation and maintenance of a grease trap requires a Trade Waste Permit. For more information, contact Sydney Water.
- Wastewater generated from mop buckets, cleaning mops and other cleaning activities must be disposed of in a cleaner's sink or other approved facility - see Figure 8
- Access openings to the sanitary drainage system and grease traps must not be located in areas where there is a risk of food contamination. Note all access points to grease arrestors are to have a tight fitting lid that will not buckle, warp or rust to prevent the entry of pests and vermin.

- A food premises may utilise an approved drainage system for external waste storage to dispose of contaminated liquid waste
- To allow effective floor cleaning procedures, cold rooms should have an external floor waste drain located adjacent to the door
- Equipment generating liquid waste must be connected to an approved tundish for correct discharge, e.g. cold room evaporative units/liquid holding hot boxes, or removed in some other approved manner

Important: Cross-connections and back flow may contaminate the potable water supply.

Figure 8: Example of cleaner's sinks



15. Storage of rubbish and recycling materials

Food Safety Standard 3.2.3 (Food Premises and Equipment), Division 2, Clause 6

Required outcomes

Food premises must have facilities for the storage of rubbish and recycling materials that:

- are adequate to contain the volume and type of refuse on the food premises
- enclose the refuse to prevent access by vermin and animals
- are designed to be easily and effectively cleaned

Minimum requirements

Rubbish and recycling storage must:

- be adequate for the volume and type of waste produced by the business
- be able to be easily cleaned
- not provide a breeding ground or attract pests and vermin
- include an external area or a refuse room specifically for the storage of waste containers

External refuse and recycling storage areas must be:

- paved with an impervious material
- graded and drained to the sewer
- able to be easily cleaned
- capable of storing the rubbish generated from the business, e.g. wet waste, cardboard and general dry wastes, bulk waste oil, without creating the risk of providing a potential harbourage area for vermin

Consideration must be given to the location of waste storage areas and to their potential nuisance implications on neighbouring properties.

Rubbish and recycling containers

- Must be constructed of an impervious material such as metal or plastic.
- Fitted with tight fitting lids.
- Maintained in good condition to prevent the access of pests and vermin.
- Garbage chutes, where installed, must be constructed of impervious durable material, fitted and generally comply with the relevant waste laws or policies.
- Bins that cannot be lifted for cleaning are to have drainage bungs at the base

Rubbish rooms (where installed)

- Must be pest and vermin-proof
- Must be constructed of a solid material with a cement rendered or steel trowelled finish to a smooth surface.
- Floors and walls are to be of an impervious material and coved at the intersection.
- The floor is to be graded and drained to an approved floor waste and connected to sewer in an approved manner.
- Ventilated by natural or mechanical systems. If mechanical ventilation is used, it must comply with Australian Standard 1668-1991 (The use of ventilation and air conditioning in buildings-Parts 1 and 2).
- Fitted with a hose and tap connected to the water supply.

Rubbish Bins Cleaning

Rubbish bins must be cleaned regularly to remove the food scraps stuck on the bin surface

and to minimise the emission of odour that attracts insects and vermin. Bins may be cleaned

either by the rubbish collecting contractors or inside a rubbish room constructed to the above specifications.

Best practice

- External refuse and recycling storage areas-covered and provided with a hose and tap connected to a water supply.
- Rubbish rooms- air conditioned to minimise nuisance.

Handy hint: Any external waste storage areas are to comply with the relevant waste laws.

16. Storage facilities

Food Safety Standard 3.2.3 (Food Premises and Equipment), Division 5, Clause 15

Required outcomes

Food premises must have adequate storage facilities for items that are likely to be a source of food contamination, including chemicals, clothing and personal belongings.

Storage facilities must be located where there is no likelihood of stored items contaminating food or food contact surfaces.

Minimum requirements

Dry goods and food packaging materials

Adequate storage must be provided for dry goods and packaging materials in a sealed and lined, vermin-proof room with approved flooring.

Cleaning chemicals and equipment

Chemicals, cleaning equipment, pest control chemicals and equipment are to be:

- enclosed in cupboards located away from the preparation and storage of food where there is no likelihood of stored items contaminating food or food contact surfaces
- designated for that use only

Clothing and personal effects

Adequate facilities must be provided for staff to store personal belongings that consist of either:

- a change room, or
- enclosed cupboards for the storage of clothing and personal belongings, located away from the food preparation and storage areas

Office materials

Storage of paper work and other materials associated with the administration of the business must be stored in a room designated for that use or in enclosed cupboards or drawers designated for that use, separate from food preparation and storage areas.

17. Temperature measurement

Food Safety Standard 3.2.2 (Food Premises and Equipment), Division 6, Clause 22

Required outcome

A food business where potentially hazardous food is handled must have a temperature monitoring device that:

- is readily accessible
- can accurately measure the temperature of potentially hazardous foods

Minimum requirements

All food premises where potentially hazardous foods are handled must have a temperature measuring device with an accuracy of $\pm 1^{\circ}\text{C}$ that is easily accessible at all times.

An example of a suitable thermometer includes:

- stainless steel digital probe thermometer that can be placed into food to accurately measure core temperatures
- a thermometer that is easily and effectively cleaned and, when necessary, sanitised

A thermometer can be cleaned by rinsing the probe under warm water; sanitised by alcohol wipes or similar proven method.

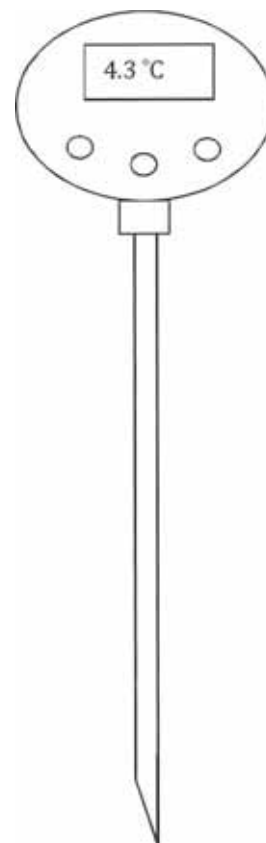
Best practice

In addition to having a probe thermometer a food business may also have available:

- An infrared thermometer to measure the surface temperature only of the food without touching the food
- Externally mounted, highly visible temperature gauges on all refrigeration and heating equipment that are monitored and calibrated

Important: A food business is required to maintain the temperature of potentially hazardous food either at or below 5°C or at or above 60°C (in accordance with the manufacturer's instructions) during the receipt, processing (cooking, cooling, reheating), storage, transport and display. Documenting temperatures of products on a daily basis is a great way to assist in maintaining good food safety practices.

Figure 9: Example of an approved temperature measuring device accurate to $\pm 1^{\circ}\text{C}$



18. Food transport

Food Safety Standard 3.2.3 (Food Premises and Equipment), Division 5, Clause 17

Required outcome

- Vehicles used to transport food must be designed and constructed to protect food if there is a likelihood of food being contaminated during transport.
- Parts of the vehicle and food contact surfaces used during transport must be designed and constructed so that they can be effectively cleaned.

Minimum requirements

- Food must always be transported in a way that minimises the risk of contamination.
- Food transport vehicles that store potentially hazardous food must be capable of maintaining product at required temperatures at or below 5 °C or, at or above 60 °C.
- The design of a food transport vehicle and containers must allow for easy cleaning procedures and protect transported food against contamination.
- Food transport vehicles must be approved by Council or NSWFA.

19. Mobile food vehicles

Required outcome

When designing and fitting out a mobile food vehicle, it must meet the required outcomes from the Food Safety Standards - just as with a restaurant, takeaway food outlet or café.

What is a mobile food vehicle?

Mobile premises, for a food business, means premises that are a vehicle from which a person sells unpackaged food by retail. A mobile food vehicle has specific design requirements that need to be considered.

Minimum Requirements

Walls, floors and ceiling

- Walls, floors and ceiling of the food preparation and storage areas of the vehicle must comply with sections 6 and 7 of this guide.

Door and service openings

- Doors and serving hatches are to be finished on both internal and external sides with the same standard of material as the walls.
- The driving compartment of the vehicle must be separated and sealed from the food preparation and storage section.
- All openings on the mobile food vehicle are to be fitted with close-fitting doors and shutters. These must be vermin-proof and able to be closed during transport.

Important: Facilities must be provided for emergency fire control. It is recommended to provide a minimum 4 kg Dry Chemical AB (E) fire extinguisher (within its expiry period) and a fire blanket located within close proximity to cooking equipment.

Washing

- A storage tank with at least a 90L capacity must be installed in the vehicle. This tank needs to be filled with potable water and have an attached pressure supply system reticulated to sinks and basins.
- A wastewater tank of adequate capacity (50 capacity) must be fitted to the vehicle. A back flow prevention device should be fitted to prevent any possible source of contamination.

Rubbish disposal

- Separate rubbish containers with tight-fitting lids must be fitted. Bin liners must be provided.

Use of the premises

- Mobile food vehicles cannot be used for sleeping or any other activity that has the potential to contaminate food prepared or stored in the vehicle.

Ventilation Requirement

- When mechanical ventilation is required, the system must be constructed to comply with Australian Standard 1668 or at least Appendix E of the Australian Standard 1668.2 - 1991.

Special requirements

- The vehicle (if it is a road vehicle) must be registered.
- If the mobile food vehicle is to be used to sell food on public land (including roads), contact Council for approval under the Local Government Act.
- The installation and use of liquid petroleum gas must comply with the relevant legislation. A current gas certificate needs to be available for inspection at all times.
- Noise from the operation of the vehicle is to be within the requirements of the POEO Act 1997.

See Appendix 4 for an example copy of mobile food vehicle plans.

20. Bed and breakfast (B&Bs) and homestays

Development Approval

Ensure the site has a relevant Development Approval.

Required outcome

B&Bs and homestays providing meals as part of the business also need to comply with the Food Standards in this guide. These types of premises often accommodate a small number of people and do limited amounts of cooking. For this reason, alternative solutions can be applied to these businesses.

Minimum requirements

Walls

- Must be smooth, impervious and easily cleaned. An example of an alternative is well-painted materials, such as tongue and groove. While this is not acceptable in commercial operations, minor alterations could make this material adequate for B&Bs and homestays.

Floors

- Must be smooth, impervious and easy to clean. Materials, such as polished cork and polished floorboards, are acceptable.

Benches and cupboards

- Domestic style benches are acceptable if they are in good condition and have impervious surfaces.

Hand wash basins

- A basin for hand washing must be located in or close to the food preparation area. These basins must have a supply of warm potable water, liquid soap and paper towels or other approved hand drying devices.

Dishwashing

- Two methods can be used for dishwashing: a double bowl sink, or a dishwasher and a single bowl sink.

Ventilation

- Refer to section 10 "Ventilation".
- In domestic premises, the type and size of cooking appliances is usually not within the scope of Australian Standard 1668-1991 (The use of ventilation and air conditioning in buildings). Domestic mechanical systems are usually sufficient to remove greasy fumes produced by cooking. Contact Council for advice on the right mechanical ventilation before installation. The system needed will depend on the type of equipment you will be operating and the amount of cooking being done.

Potable Water Supply

- Refer to section 13 "Water supply".

Storage Facilities

- A dedicated storage area specific for the storage of cooking utensils and food should be provided. This area is to be separate from domestic supplies.

21. Appendix 1 - key definitions

Adequate supply of water

Potable water available at a volume, pressure and temperature adequate for the purposes for which the water is used.

Australian/New Zealand Standards

Australian Standard/New Zealand Standards are documents which are referenced by legislation to provide more detail on requirements and technical procedures. These standards can be purchased from Standards Australia on 131 242 or by visiting its website at www.saiglobal.com.

Bed & Breakfasts (B&Bs)

A dwelling providing commercial, short-term guest accommodation.

Contaminant

Contaminant means any biological or chemical agent, foreign matter or other substances that may compromise food safety or suitability.

Coving

A curved junction between the floor and the wall.

Contamination

The introduction or occurrence of a contaminant in food.

Easily moveable

Equipment that can be moved by one person (either on wheels, castors or sitting on the surface) to enable cleaning as often as necessary to ensure that, for example, food debris can be swept from underneath and the floor mopped. If the equipment cannot be easily moved, a clearance space must be provided so the area surrounding and beneath the equipment can be cleaned without moving the appliance.

Equipment

Includes a machine, instrument, apparatus, utensil or appliance - other than a single use item- used or intended to be used in or in connection with food handling. It also covers any equipment used or intended to be used to clean the food premises or equipment.

Food Grade

Utensils, substance or any material that has been designed, manufactured and proved to be safe to be used in the course of food production. The use must be specific in terms of quantity and manner in that such use will not produce any immediate or potential harm to the consumer of the food with which the material has been used in the

course of its production.

Food business

A business, enterprise or activity (other than primary food production) that involves:

- handling of food intended for sale, or
- sale of food regardless of whether the business enterprise or activity concerned is of a commercial, charitable or community nature or whether it involves the handling or sale of food on one occasion only

Food premises

Any premises including land, vehicles, parts of structures, tents, stalls and other temporary structures, boats, pontoons, including premises used principally as a private dwelling.

Food Safety Standards

These are part of the Food Standards Code (Chapter 3) and define requirements for food premises on food handling practices and the structural requirements of food premises.

Handling of food

Includes the making, manufacturing, producing, collecting, extracting, processing, storing, transporting, delivering, preparing, treating, preserving, packing, cooking, thawing, serving and displaying of food.

Homestay

A dwelling providing short-term guest accommodation.

Potable water

Potable water is safe drinking water that is fit for human consumption.

Potentially hazardous food

Food that has to be kept at certain temperatures to minimise the growth of any pathogenic microorganisms that may be present in the food and/ or to prevent the formation of toxins. This may include meat, seafood, dairy products, orange juice and cooked rice.

Rinsing baskets

Containers usually of wire or heat resistant plastic or perforated steel that can be submerged in hot water to sanitise utensils.

Safe and suitable food

Food is considered safe if it is unlikely to cause physical harm to a person who might later consume it, assuming they treated the food correctly after purchase. Food is considered suitable if it is not damaged, deteriorated or perished to an extent that affects its intended use, e.g. out of date, poor maintenance or poor storage of chemicals, or contains a substance that is foreign to the nature of the food, i.e. foreign matter or chemicals which may have fallen into the food.

Sanitising

A process that significantly reduces the number of micro-organisms present on a surface. This is usually achieved by the use of hot water and or chemical sanitisers.

Sewage

Discharge from toilets, urinals, basins, showers, sinks and dishwashers through a sewer or other means.

Sinks

Includes sinks for food preparation, cleaner's sink, utensil and equipment washing, and personal hand washing basins.

Temperature control

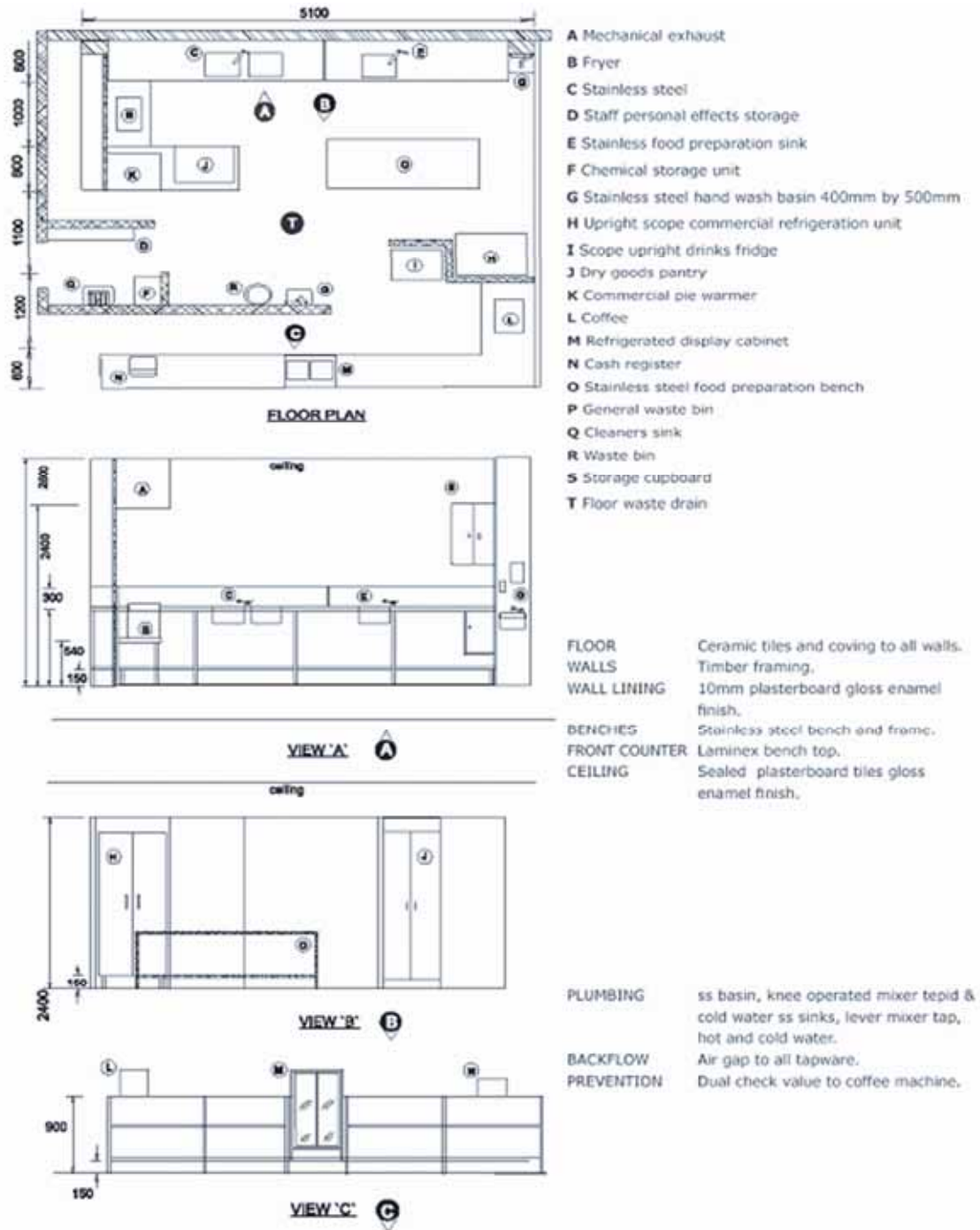
Maintaining potentially hazardous food at a temperature of:

- 5°C or below is necessary to minimise the growth of infectious or toxin producing microorganisms in the food so that the microbiological safety of the food will not be adversely affected for the time the food is at that temperature, or
- 60°C or above, or
- another temperature - if the food business demonstrates that maintenance of the food at this temperature for the period of time for which it is so maintained will not adversely affect the microbiological safety of the food

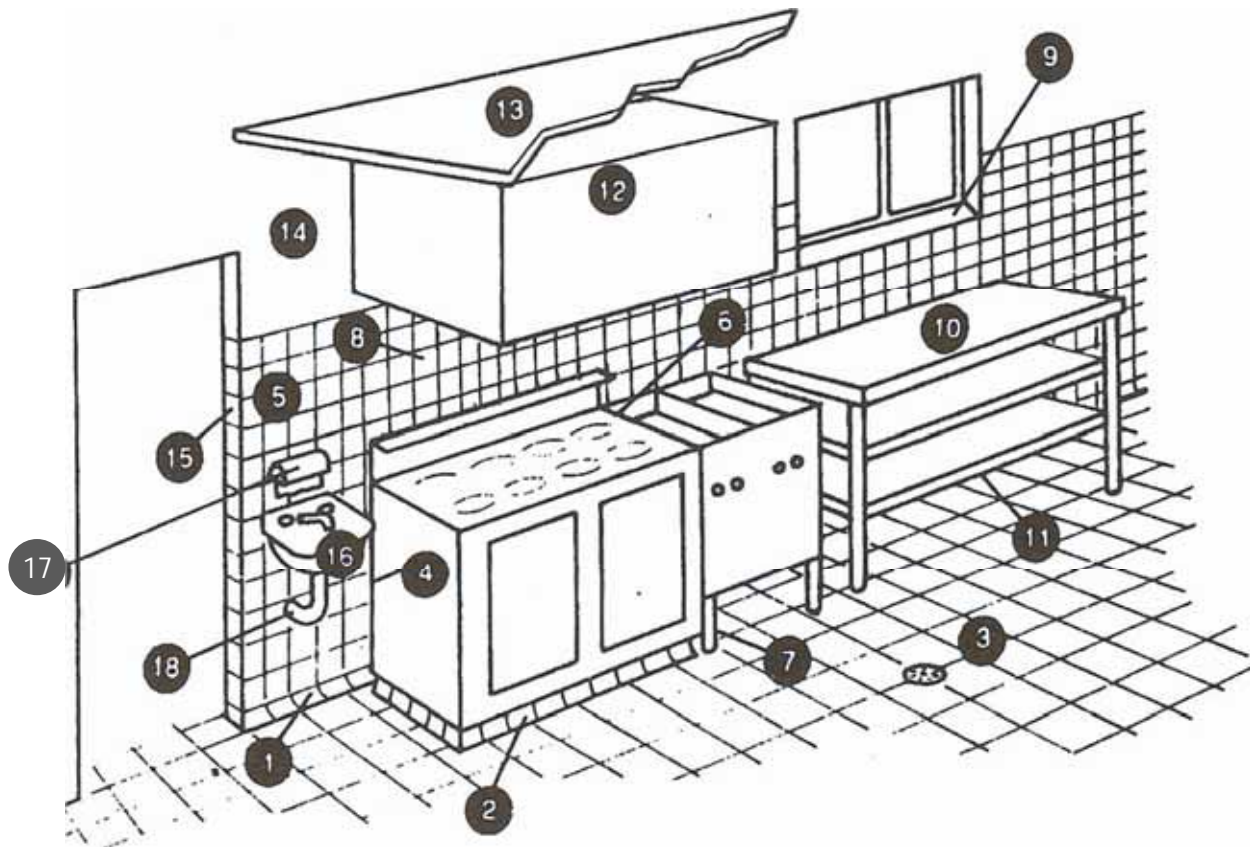
Warm water

Not hotter than 50 °C - to comply with Australian Standard 3500.4:2003 (Plumbing and drainage: Part 4 - heated water services).

22. Appendix 2- example plans and sectional elevation drawings

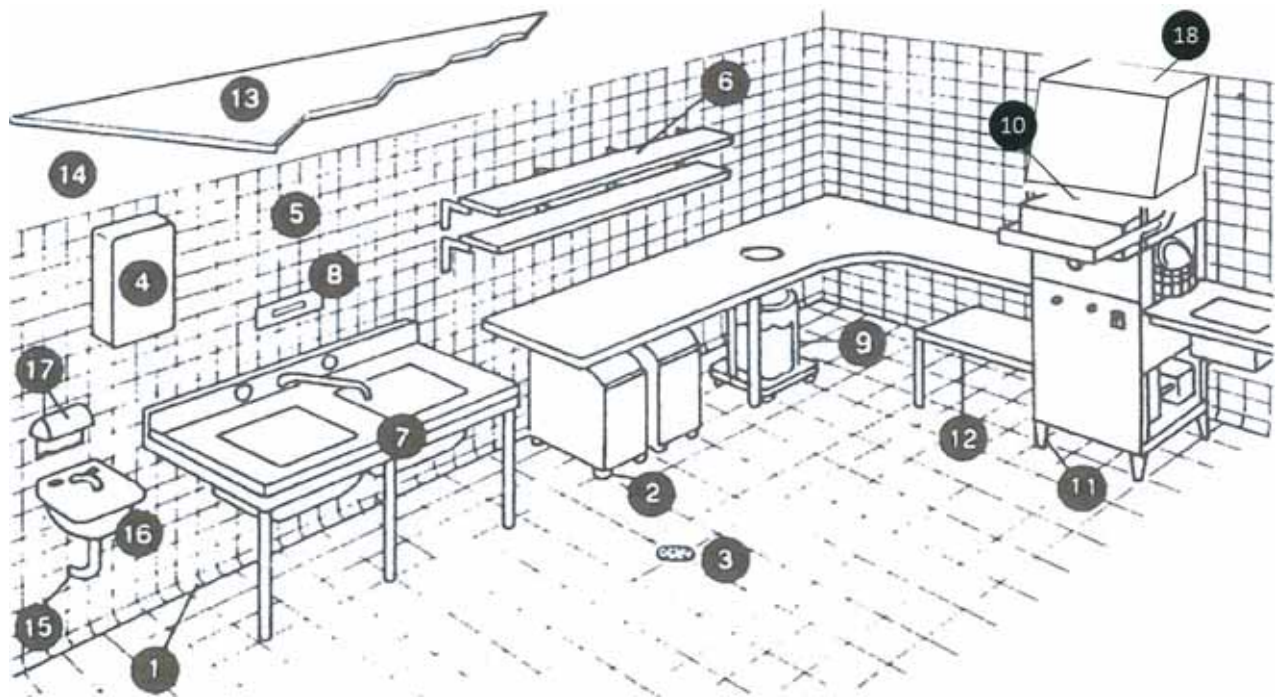


23. Appendix 3 - 2D example plans



Requirements - typical food preparation area

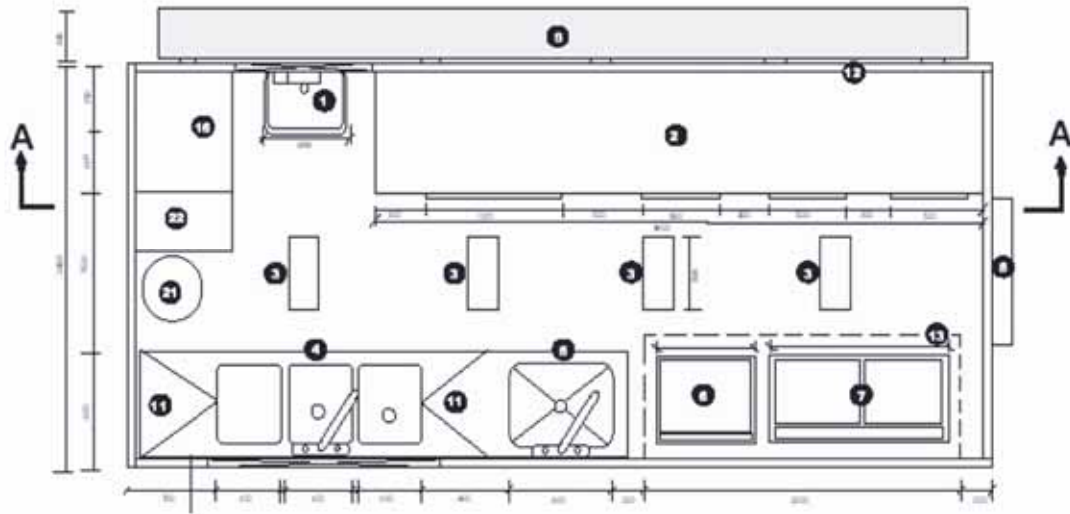
1. Floor/wall coving as per section 6	10. Preparation bench - steel framed
2. Plinth not less than 100mm high	11. Bottom shelf- min 250mm above floor
3. ImperVIOUS floor graded and drained	12. Mechanical exhaust ventilation canopy
4. Fittings sealed to wall or 200mm clear of wall	13. Rigid smooth faced ceiling
5. Walls finished as per section 7	14. Smooth trowelled cement (polished surface)
6. Sealing between fittings	15. No timber door frames
7. Legs 150mm minimum	16. Hand basin, hot and cold water mixing set
8. No storage shelves below canopy	17. Soap and towel dispenser
9. Splayed windowsill 300mm above preparation bench	18. Water and drainage pipes concealed in wall



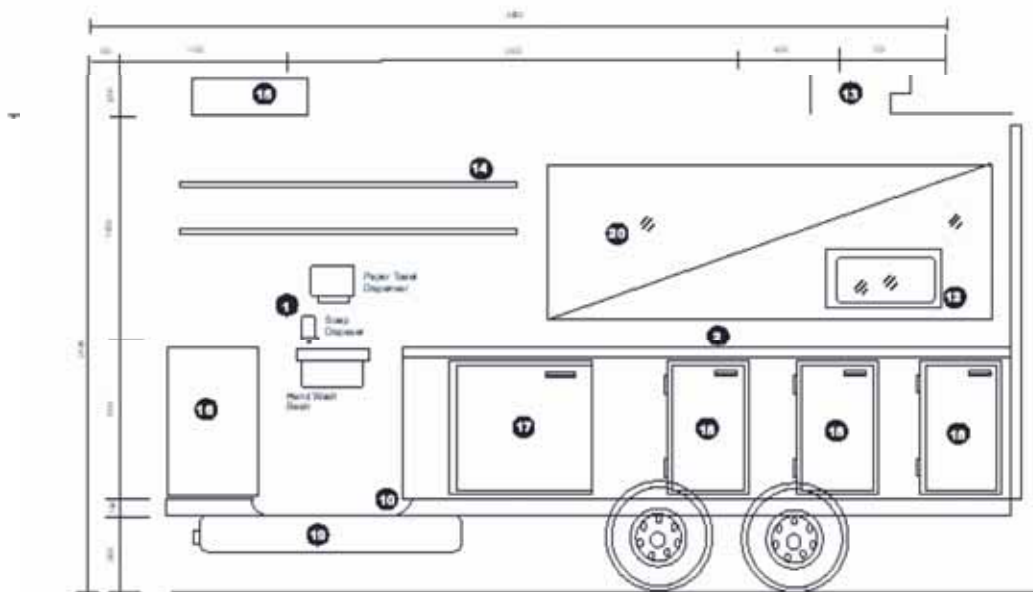
Requirements - typical wash-up area

1. Floor/wall coving	10. Dishwasher with temperature indicating device
2. Casters to under-bench storage	11. Legs - 250mm minimum
3. Impervious floor graded and drained	12. Bottom shelf - minimum 250mm above floor
4. Hot water heater sealed to wall	13. Rigid smooth faced ceiling
5. Walls finished as per section 7 of this guide	14. Smooth trowelled cement (polished surface)
6. Shelving - 40mm clear of wall	15. Water and drainage pipes concealed into walls
7. Sink unit on metal frame	16. Hand basin, hot and cold water mixing set
8. Thermometer	17. Soap and towel dispenser
9. Garbage receptacle	18. Mechanical exhaust ventilation canopy

24. Appendix 4 - example plans of a mobile food vehicle



Floor Plan



Legend - example plans of a mobile food vehicle

1. Stainless steel hand wash basin provided with hot and cold water through single spout. The hand wash basin should be a minimum of 500mm by 400mm. Knee operated basin supplied with liquid soap and paper towel dispensers fixed directly above	12. Self-closing screened pass-out window
2. Food preparation bench stainless steel construction	13. Mechanical exhaust extraction unit compliant with AS 1668: 1991 Part 1 & 2 discharge vent screened to prevent pest and vermin entry
3. Ample fluorescent lighting - 30watt 12 volt DC	14. Stainless steel shelving sealed to wall
4. Three compartments/ dishwasher sink (hot and cold mixed water faucet) 300(w) by 400mm(1) by 300mm(d)	15. 250L gravity portable water storage unit tank - food grade reinforced plastic
5. Food preparation/large pot wash sink (hot and cold mixed water faucet) 600mm(w) by 550mm(1) by 400mm(d)	16. Storage cupboards - personal effects, cleaning equipment/ chemicals
6. Cooktop/Grill natural gas fitted with large wheels for cleaning requirements	17. Gas operated commercial stainless steel freezer unit fitted with external temperature gauges accurate to +/-1°C
7. Commercial natural gas deep fryer with large wheels for cleaning requirements	18. Gas operated commercial stainless steel refrigeration unit fitted with external temperature gauges accurate to +/-1°C
8. Self-closing entrance door	19. Primary waste water tank 100L
9. Stainless steel folding table	20. Window
10. Commercial grade seamless vinyl flooring coved to walls	21. Swing window perspex for protection from exterior dust
11. Stainless steel folding table	22. Waste bin with close fitting lid

Notes

For further information contact

Council's Regulation and Enforcement Division – Health Section
Phone 4227 7737